



中泰证券股份有限公司

ZHONGTAI SECURITIES CO., LTD.

&\$&\$ -



..... **1**

..... **2**

 **3**

 3

 3

 3

 4

 7

 8

 **11**

 **12**

..... 12

 12

 14

 14

 14

 17

 19

..... 36



Unilumin Group Co.,Ltd

112 A

300232

2004 10 26

112 A

0755-29918999

0755-29912092

518103

112 A

6

3

91440300767579994J

irm@unilumin.com

LED

LED

LED

LED

LED

2010 12 31	16,926.70		
	2011 6		33,310.66
	2013 12		247.68
	2014 12		240.06
	2015 12		20,522.85
	2016 12		32,279.21
	2017 3		14,032.38
	2017 11		2,876.61
	2018 11		53,540.77
			157,050.22
	19,728.12		
\$\$\$ * '\$	') \$Z (&* " \$)		

1

1

	\$\$\$ * '\$	2019-12-31	2018-12-31	2017-12-31
	+ž' *(ž' +) ž) *, "' *	7,516,614,051.13	6,417,536,291.29	4,891,576,572.58

	\$\$\$ % *	2019	2018	2017
	-ž' +)ž(*\$, &	615,517,461.24	484,709,347.66	324,460,577.95
	*-ž((%ž(-("))	537,926,086.29	426,363,249.49	287,707,365.61
	+ž(+ž)\$\$\$(529,909,161.22	412,250,804.19	284,299,042.56

3

	\$\$\$ % *	2019	2018	2017
	!%\$\$ž+&ž%,"-)	468,247,002.54	320,123,413.60	122,691,173.13
	!&ž)&ž*', "&	-534,400,439.97	-602,046,886.02	-604,794,170.51
	%ž' - *ž')\$'' *	-28,213,845.36	611,708,532.25	288,560,627.10
	!&\$' ž, +(ž%\$", (-82,851,736.25	346,976,057.47	-207,243,903.46

2

	\$\$\$! *!' \$	2019-12-31	2018-12-31	2017-12-31
	%')	1.18	1.31	1.02
	\$" - %	0.72	0.87	0.71
	' & ,)%	43.67%	45.12%	48.44%
)&" (&%	58.84%	59.14%	58.16%



1

1

2

3

4

5

6

7

8

9



1 2020 4 23

A

A < A

> < A

> < A

> < >

A

2019

2 2020 5 20

2019

A

A < A >

< A >

< A >

< >

A

3 2020 6 22

> < <
> < <
>

4 2020 8 26

4

1

A

2

A

5

6

1

LED

LED

2018-441300-39-

03-812897

LED

[2019]14

2020 0347

ERP

2

LED

3

35

' ? μ1\ > E# Â1x* < Ô# Ò0e PPÖ1a Ê =Ô# F1b9Ê w Ê —. ©?ú Đ

É# ¼1Ñ*6 Î# Ê1W•Ä q Ä ' ?δ Ê Ö : 2



$$80\% \quad / \quad \begin{matrix} 20 \\ 20 \end{matrix} \quad = \quad \begin{matrix} 20 \\ 20 \end{matrix}$$

2020 2 14 —

1

°

Fj

14.8



30%

4

2020 6

30%

2

2020 4 23

A

2019 10 23

1,000.00

1

&\$% % ' %

&\$% %%)

&\$% &\$&\$ % *

&\$% &

' \$\$ &\$&\$

*

% \$

&\$% % ' %

&\$% &

!

!

' \$\$

&\$%

&&& % *

&\$% % ' %

2

2019 3 5

1,000

3.33%

2019 12 11

SJK640

3

201932a04ea9TT2 T6 1 Tf -27.535 -226445

“ 89,500.00 ” “

@98

@98

@98

3

4

5

6

7

%

,

\$\$\$) %

\$\$\$

%

1,000.00

2020 8 26

89,500.00

88,500.00

\$\$\$ - %

, , ž) \$\$\$

, , ž') \$\$\$

1

2020	6	30		1,215.64
2020	6		0.36%	2020 6 30

1		— MOCVD LED			%,"\$\$	%,"\$\$	&\$%&"'	1.86%	198.00
2		ISE ISE ISE ISE			'\$\$"\$\$	'\$\$"\$\$	&\$%"%&	15.00%	300.00
3			@98	@98	&+" "+,	&+" "+,	&\$%" -	10.00%	277.78
4		LED LED LED LED		@98	%\$" \$\$	%\$" \$\$	&\$%" %	12.00%	150.00
5			@98	@98	%\$" , \$	%"*(&\$%" +	10.00%	17.64
6			@98		%\$" \$\$	%\$" \$\$	&\$%" %&	6.00%	100.00

7			@98	@98	& \$" \$\$	& \$" \$\$	&\$%"")	5.00%	250.00
8					' \$\$\$ \$	% \$" \$	&\$%" "'	10.00%	150.00
9				% +)\$ &\$&\$ ' %"(88% & &\$&\$)\$ \$ ** * + % ' &\$&\$ - %\$\$\$ %) - %	%\$\$\$ \$ \$)\$ \$" \$ \$ &\$%" "%%	3.33%	500.00		
									1,943.42

2

2020 6 30

3

1

2020 6 30

9,468.41

LED

21 —

6,131.39

2020 6 30

2020 6 30

0.83%

2

2020 6 30

10,055.18

4

2020 6

6.75%

2020 6 30

--	--	--	--


6			@98	@98	%&\$" \$\$	%&\$" \$\$	&\$%" "	20.00% 1	112.00
7			@98	@98	' Z* \$\$\$&	() \$" \$\$	&\$%" "	45.00%	371.57
8	H2VR Hold Co,Inc.		@98	@98	')\$	')\$	&\$%" "	26.90%	1,666.90
9		LED	@98	@98	%" -)	%" -)	&\$%" "	40.00%	179.43
10	Bright logic, Inc.	LED	@98	@98	%\$\$	%\$\$	&\$&\$" &	25.00%	628.33
									22,768.02

1
&

&\$

@98

--	--	--	--	--	--	--	--	--



%

%&				&%"&	z\$\$\$z	'**%'		
%		dack		&%"(z\$\$\$z	%"\$%		
%				&%"")	z\$\$\$z	'"&+%		
%				&%"")	%z\$\$\$z	%% %%%		
%*		@B		&%"**	%z\$\$\$z	&"-)%		
%+		@B	@B	@B	B@P	&%"**	z\$\$\$z)"%%%
%		Z		&%"+"	%z\$\$\$z	%"\$**%		
%		@B		&%"",	z\$\$\$z	("*\$%		
&\$		17		&%"",	%z\$\$\$z)")*%		
					(\$z*)**&	!		

2020 6 30

6

2020 6 30

7

2020 6 30

&

%

2020 6 30

1

1

2 2020 9

3

27,736.18

, , z') \$ \$ \$

4 2019

52,990.92

42,502.54

2020

-10% 0% 10%

5

6

2019

7

8

2019

9

2019

2019

10

	2019 / 2019 12 31			2020 /2020 12 31	
	27,736.18				
	2020 9				
1 2020	-10%				
	52,990.92		47,691.82		47,691.82

	2019 / 2019 12 31	2020 /2020 12 31	
/	0.57	0.63	0.59
/	0.46	0.51	0.47
/	0.46	0.51	0.47



1

2

3

4

5

6

7

1

2

3





1

LED

LED

2

	103,016.68	134,032.49	157,258.92
% *ž+' %' +(21.06%	20.89% 20.92%
% ") +%			

3

2011

Trans-Lux Corporation

		&&&&	*	'\$
(\$ž) & ", %)") \$%			

1

Ū



2019 LED

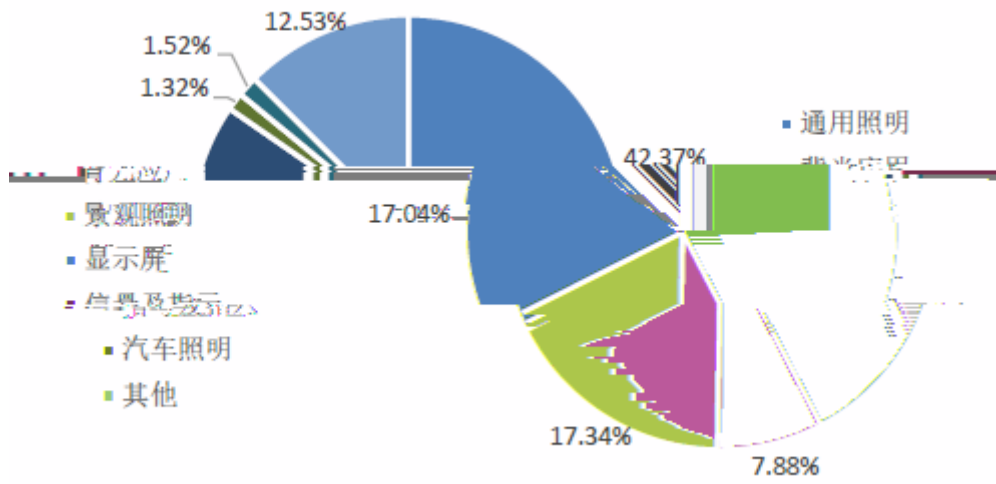
LED

LED

17.04%

LED

2019 LED



2019

2 LED

LED

LED

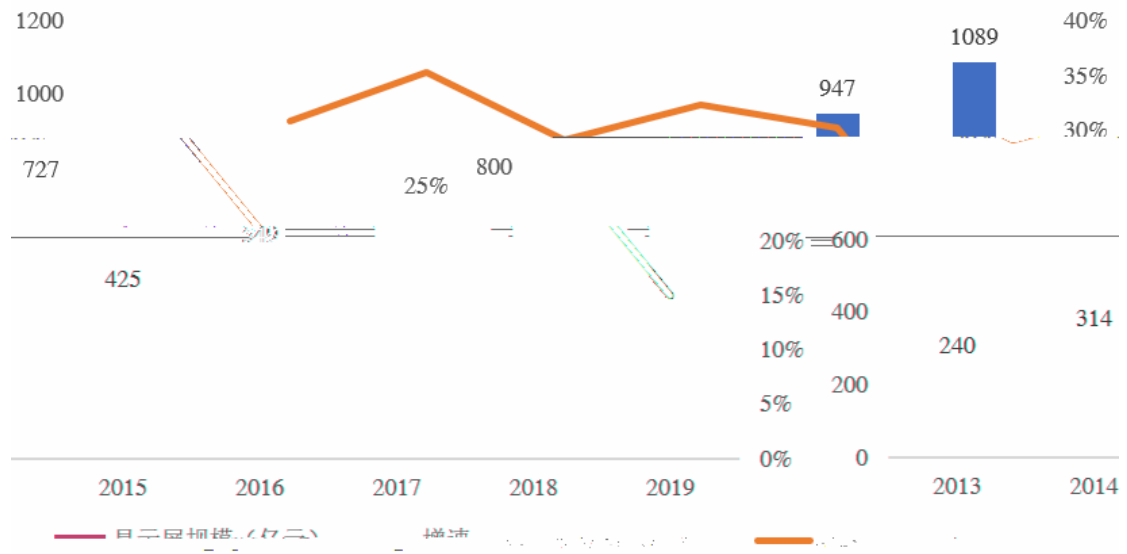
2013

240

2019 1,089

28.67%

LED



2019

LED

2019

2015

5G

LED

2 LED

1 LED

LED

LED

3D

+

LED

LED

2 LED

LED

LED

LED



3 Mini LED

Mini LED

LED

Mini LED

0.9mm

Mini LED

100

200

4K

8K

LCD

OLED

Mini LED

HDR

Mini LED

Mini

LED

LED

4

5G

5G AI

5G

+

1

LED

2019

2019

LED

LED Mini LED

2

LED

3

5G

+

+

4

LED

2019

70

5G

5

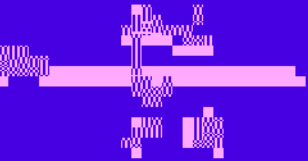
LED

1

(本页无正文)

2023年8月20日

www.cninfo.com.cn



保荐机构（主承销商）负责人关于发行保荐书的声明

保荐机构（主承销商）关于《公开发行公司债券募集说明书》的声明

本人已认真阅读《募集说明书》的全部内容，

对募集说明书的全部内容无异议，并同意作为主承销商，就《募集说明书》的全部内容向投资者进行推介。





3	1		2
	IPO	3	3
3	1		2
		3	3
